

FIRST EXPERIENCE OF GLISTENING-FREE HYDROPHOBIC ACRYLIC IOL

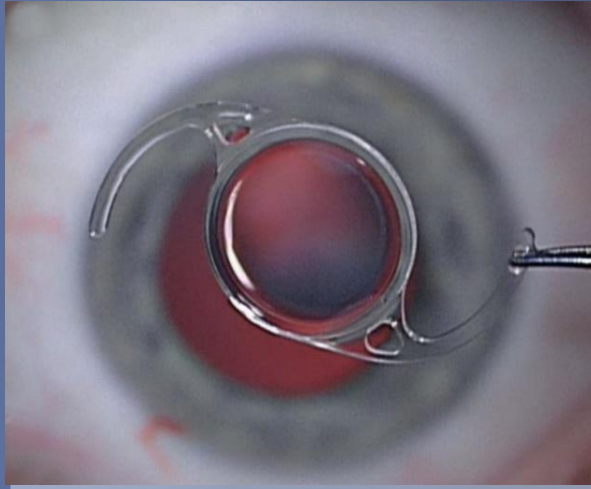


Authors have no financial interests

M. Shanturova, N. Senchenko, A. Shchuko, A. Iakimov



S. Fyodorov Eye Microsurgery Federal State Institution, Irkutsk, Russia



Purpose

To assess the effectiveness of pre-hydrated hydrophobic acrylic IOL enVista (Bausch+Lomb) in the standard cataract surgery





Methods

The first 11 patients (11 eyes), aged from 48 to 67 years, which was implanted IOL enVista, were examined the next day and 1 month after surgery:



- visual acuity with and without correction phoropter “Topcon”)
- the position of the IOL in the capsular bag (UBM - Hi-scan “Opticon”)
- spatial contrast sensitivity (phase grates)
- subjective satisfaction with visual quality (tests VF-14 on a 5-point scale)

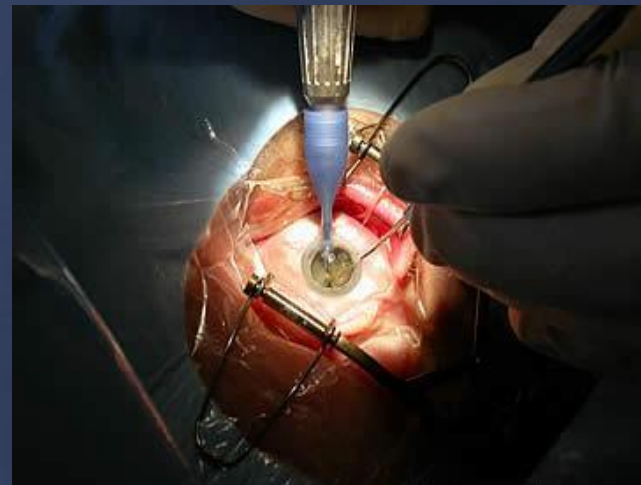


Methods

Routine phacoemulsification was performed through a standard 2.2-mm incision. IOL was implanted with an injector “Medicel”.

Complications associated with lens implantation were not observed in any case. The special features include the implantation of a slow unfolding of the IOL in the anterior chamber.

Primary posterior capsulorhexis was made for fibrosis of lens posterior capsule in 6 cases.



Results

Visual acuity was $0,9 \pm 0,02$ the next day after surgery, in 1 month - $0,94 \pm 0,06$.

IOL position was stable.
Uniform tension of capsular bag and absence of folds on posterior lens capsule were noted.

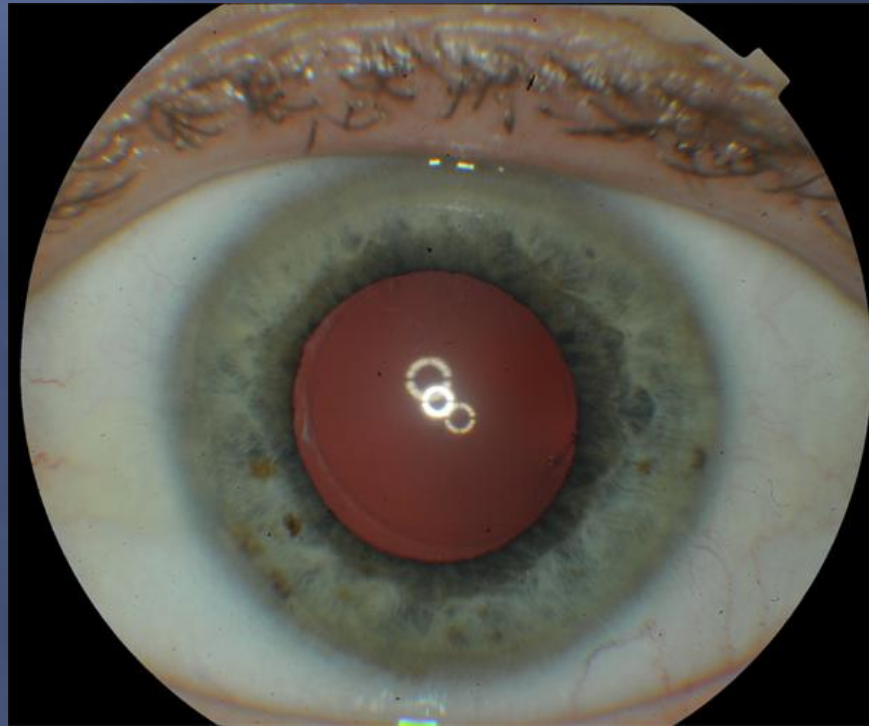


The total values of viscocontrastometric indices in 1 month after surgery were $27,5 \pm 1,8$ units.



Results

Subjective satisfaction with visual quality was equal to $4,75 \pm 0,05$ points



The glistening phenomena were not noted when examining 4 patients in 5 months.



Conclusions



Use of glistening-free hydrophobic acrylic IOL enVista (Bausch+Lomb) in cataract surgery allows achieving the predictable functional results and provides a high visual quality.

